

ผลการ Back Test EA EMA Martingel

ผลการ Backtest 3 ปี คู่เงิน EURUSD เงินลงทุน 1000\$ กำไรรวม 16,882 \$

สิ่งที่ควรรู้ในการเทรด กับ EA EMA Martingel

1. เปิดพอร์ตขั้นต่ำ 1000\$
2. ถอนกำไรออกทุกๆ สองสัปดาห์หรือทุกๆ เดือน ให้เหลือทุนไว้ 1000\$
3. อีเอจะหยุดเทรดก่อนมีข่าวประชุมสำคัญๆ ข่าวดอกเบี้ย และข่าว Non-farm (ถ้ามีออเดอร์ค้างก่อนถึงข่าวอาจจำเป็นต้องปิดออเดอร์หรือเซคไว้ก่อนข่าว)
4. จากผล Back test ย้อนหลัง 3 ปีมีล้างพอร์ตประมาณ 2 ครั้งในปี 2015 (ช่วงเวลาการ back test ตั้งแต่ 1/1/2014- 30/8/2016) แต่จะมีกำไรประมาณ 16,882\$ หรือประมาณ 16 เท่าของเงินลงทุน

สรุป EA สามารถอยู่ทำกำไรได้ในระยะยาว แต่นักลงทุนต้องเตรียมใจไว้ว่าอีเอมีล้างพอร์ต แต่มันจะไม่เกิดขึ้นบ่อยๆ 3 ปีล้างพอร์ตแค่ 2 ครั้ง ซึ่งเมื่อเทียบกับผลตอบแทนที่ได้ประมาณ 16,000 \$ ใน 3 ปี ก็ถือว่าเป็นผลกำไรที่ไม่เลวเลยทีเดียว ซึ่งจากการทดลองเมื่อ EA ล้างพอร์ตเราจะเติมเงินเข้าไปใหม่เป็นจำนวน 1000\$ เหมือนเดิม ซึ่งหมายความว่าท่านต้องมีเงินสำรองไว้ 1000\$ ถ้า นักลงทุนทำได้แบบนี้ นักลงทุนสามารถชนะตลาดได้ด้วยเครื่องมือตัวนี้ครับ ”EA EMA Martingel”

สามารถสอบถามรายละเอียดเพิ่มเติมได้ที่

โทร 061-4969515

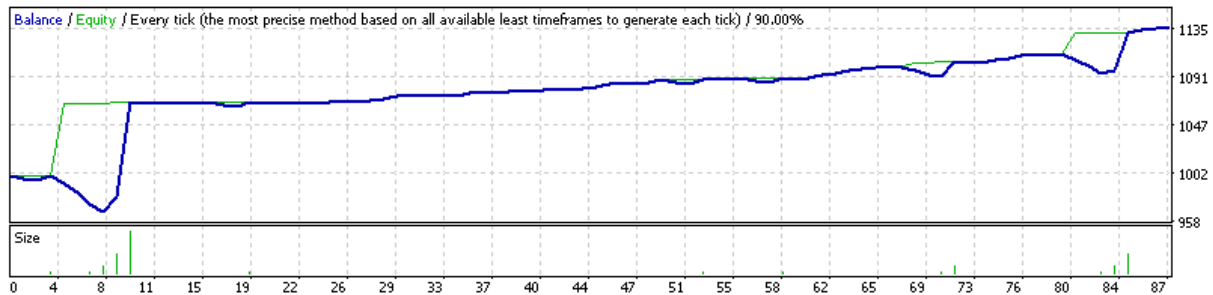
Line ID: [@fxhanuman](#)

*การลงทุนมีความเสี่ยง ผู้ลงทุนควรศึกษาข้อมูลก่อนการตัดสินใจลงทุน

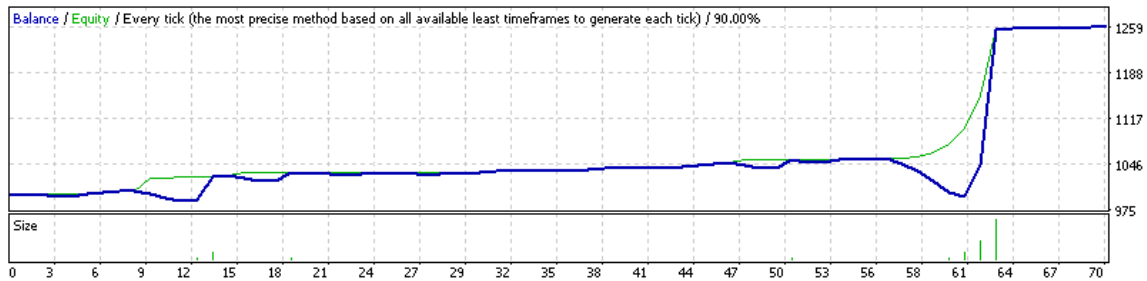
ปี 2014

กำไรรวม 2,408 \$

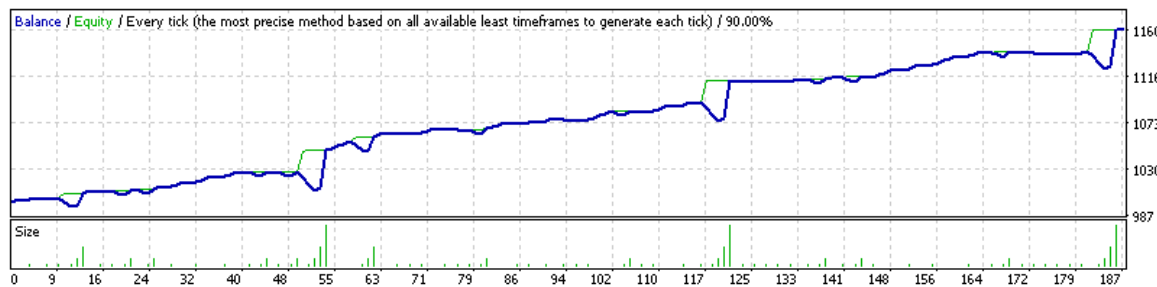
Symbol	EURUSD (Euro vs US Dollar)		
Period	1 Hour (H1) 2014.01.01 23:00 - 2014.01.21 23:00 (2014.01.01 - 2014.01.22)		
Model	Every tick (the most precise method based on all available least timeframes)		
Parameters	TradeSetting="-----"; Lots=0.01; LotExpo=2; TP=200; PipStep=180; TP_MartingelPercent=30; MA_Setting="-----"; MA_Period=21; EnterPips=180;		
Bars in test	1336 Ticks modelled	442009 Modelling quality	90.00%
Mismatched charts errors	0		
Initial deposit	1000.00	Spread	Current (16)
Total net profit	136.20 Gross profit	235.18 Gross loss	-98.97
Profit factor	2.38 Expected payoff	1.57	
Absolute drawdown	181.01 Maximal drawdown	201.60 (19.75%) Relative drawdown	19.75% (201.60)
Total trades	87 Short positions (won %)	28 (67.86%) Long positions (won %)	59 (54.24%)
	Profit trades (% of total)	51 (58.62%) Loss trades (% of total)	36 (41.38%)
	Largest profit trade	87.36 loss trade	-10.96
	Average profit trade	4.61 loss trade	-2.75
	Maximum consecutive wins (profit in money)	6 (11.11) consecutive losses (loss in money)	4 (-33.66)
	Maximal consecutive profit (count of wins)	101.92 (2) consecutive loss (count of losses)	-33.66 (4)
	Average consecutive wins	2 consecutive losses	1



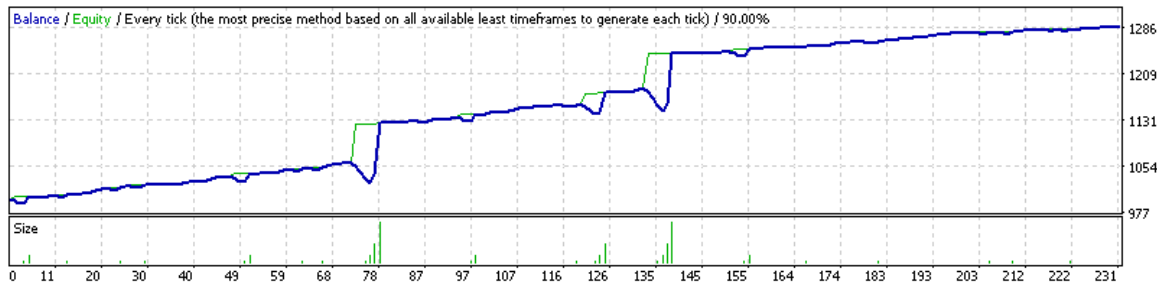
Symbol	EURUSD (Euro vs US Dollar)		
Period	1 Hour (H1) 2014.02.10 00:00 - 2014.03.04 23:00 (2014.02.10 - 2014.03.05)		
Model	Every tick (the most precise method based on all available least timeframes)		
Parameters	TradeSetting="-----"; Lots=0.01; LotExpo=2; TP=200; PipStep=180; TP_MartingelPercent=30; MA_Setting="-----"; MA_Period=21; EnterPips=180;		
Bars in test	1407 Ticks modelled	438584 Modelling quality	90.00%
Mismatched charts errors	0		
Initial deposit	1000.00	Spread	Current (17)
Total net profit	260.35 Gross profit	383.49 Gross loss	-123.14
Profit factor	3.11 Expected payoff	3.72	
Absolute drawdown	232.07 Maximal drawdown	403.86 (34.47%) Relative drawdown	34.47% (403.86)
Total trades	70 Short positions (won %)	40 (47.50%) Long positions (won %)	30 (60.00%)
	Profit trades (% of total)	37 (52.86%) Loss trades (% of total)	33 (47.14%)
	Largest profit trade	212.09 loss trade	-17.41
	Average profit trade	10.36 loss trade	-3.73
	Maximum consecutive wins (profit in money)	4 (10.36) consecutive losses (loss in money)	5 (-58.55)
	Maximal consecutive profit (count of wins)	261.57 (3) consecutive loss (count of losses)	-58.55 (5)
	Average consecutive wins	2 consecutive losses	2



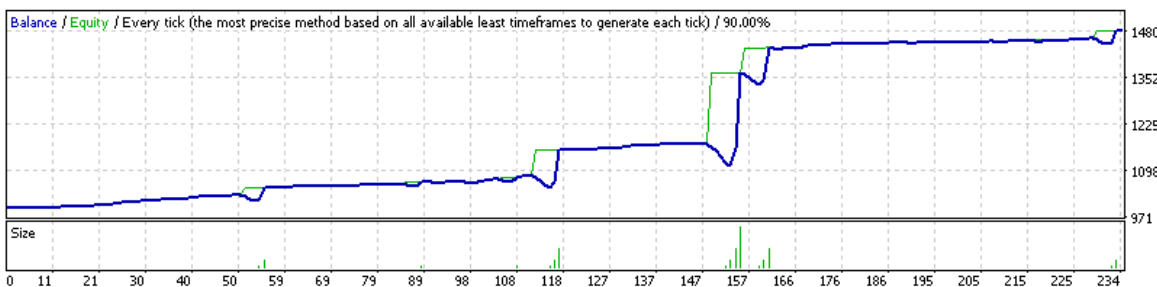
Symbol	EURUSD (Euro vs US Dollar)		
Period	1 Hour (H1) 2014.03.10 00:00 - 2014.05.06 23:00 (2014.03.10 - 2014.05.07)		
Model	Every tick (the most precise method based on all available least timeframes)		
Parameters	TradeSetting="-----"; Lots=0.01; LotExpo=2; TP=200; PipStep=180; TP_MartingelPercent=30; MA_Setting="-----"; MA_Period=21; EnterPips=180;		
Bars in test	1998 Ticks modelled	1636619 Modelling quality	90.00%
Mismatched charts errors	0		
Initial deposit	1000.00	Spread	Current (16)
Total net profit	160.50 Gross profit	321.51 Gross loss	-161.01
Profit factor	2.00 Expected payoff	0.86	
Absolute drawdown	48.72 Maximal drawdown	84.94 (8.20%) Relative drawdown	8.20% (84.94)
Total trades	187 Short positions (won %)	94 (59.57%) Long positions (won %)	93 (56.99%)
	Profit trades (% of total)	109 (58.29%) Loss trades (% of total)	78 (41.71%)
	Largest profit trade	34.94 loss trade	-6.50
	Average profit trade	2.95 loss trade	-2.06
	Maximum consecutive wins (profit in money)	6 (45.39) consecutive losses (loss in money)	3 (-17.47)
	Maximal consecutive profit (count of wins)	45.39 (6) consecutive loss (count of losses)	-17.47 (3)
	Average consecutive wins	2 consecutive losses	1



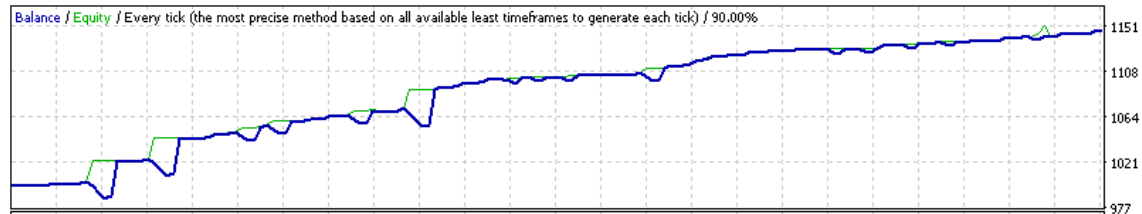
Symbol	EURUSD (Euro vs US Dollar)		
Period	1 Hour (H1) 2014.05.12 00:00 - 2014.09.02 23:00 (2014.05.12 - 2014.09.03)		
Model	Every tick (the most precise method based on all available least timeframes)		
Parameters	TradeSetting="-----"; Lots=0.01; LotExpo=2; TP=200; PipStep=180; TP_MartingelPercent=30; MA_Setting="-----"; MA_Period=21; EnterPips=180;		
Bars in test	2956 Ticks modelled	2322974 Modelling quality	90.00%
Mismatched charts errors	0		
Initial deposit	1000.00	Spread	Current (16)
Total net profit	287.64 Gross profit	521.11 Gross loss	-233.47
Profit factor	2.23 Expected payoff	1.25	
Absolute drawdown	63.51 Maximal drawdown	197.35 (16.62%) Relative drawdown	16.62% (197.35)
Total trades	231 Short positions (won %)	89 (66.29%) Long positions (won %)	142 (54.93%)
	Profit trades (% of total)	137 (59.31%) Loss trades (% of total)	94 (40.69%)
	Largest profit trade	86.72 loss trade	-11.80
	Average profit trade	3.80 loss trade	-2.48
	Maximum consecutive wins (profit in money)	6 (11.04) consecutive losses (loss in money)	4 (-37.17)
	Maximal consecutive profit (count of wins)	102.45 (3) consecutive loss (count of losses)	-37.17 (4)
	Average consecutive wins	2 consecutive losses	1



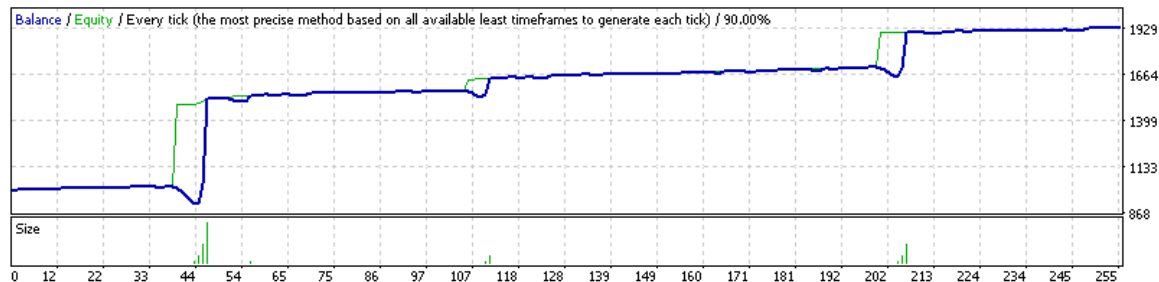
Symbol	EURUSD (Euro vs US Dollar)		
Period	1 Hour (H1) 2014.09.08 00:00 - 2014.10.13 23:00 (2014.09.08 - 2014.10.14)		
Model	Every tick (the most precise method based on all available least timeframes)		
Parameters	TradeSetting="-----"; Lots=0.01; LotExpo=2; TP=200; PipStep=180; TP_MartingelPercent=30; MA_Setting="-----"; MA_Period=21; EnterPips=180;		
Bars in test	1620 Ticks modelled	1224834 Modelling quality	90.00%
Mismatched charts errors	0		
Initial deposit	1000.00	Spread	Current (16)
Total net profit	482.50 Gross profit	773.29 Gross loss	-290.78
Profit factor	2.66 Expected payoff	2.06	
Absolute drawdown	88.44 Maximal drawdown	327.32 (26.42%) Relative drawdown	26.42% (327.32)
Total trades	234 Short positions (won %)	112 (61.61%) Long positions (won %)	122 (52.46%)
	Profit trades (% of total)	133 (56.84%) Loss trades (% of total)	101 (43.16%)
	Largest profit trade	207.23 loss trade	-17.54
	Average profit trade	5.81 loss trade	-2.88
	Maximum consecutive wins (profit in money)	5 (9.10) consecutive losses (loss in money)	5 (-59.32)
	Maximal consecutive profit (count of wins)	253.24 (2) consecutive loss (count of losses)	-59.32 (5)
	Average consecutive wins	2 consecutive losses	1



Symbol	EURUSD (Euro vs US Dollar)		
Period	1 Hour (H1) 2014.10.31 00:00 - 2014.11.19 23:00 (2014.10.31 - 2014.11.20)		
Model	Every tick (the most precise method based on all available least timeframes)		
Parameters	TradeSetting="-----"; Lots=0.01; LotExpo=2; TP=200; PipStep=180; TP_MartingelPercent=30; MA_Setting="-----"; MA_Period=21; EnterPips=180;		
Bars in test	1333 Ticks modelled	1006761 Modelling quality	90.00%
Mismatched charts errors	0		
Initial deposit	1000.00	Spread	Current (17)
Total net profit	148.13 Gross profit	320.06 Gross loss	-171.94
Profit factor	1.86 Expected payoff	0.85	
Absolute drawdown	97.71 Maximal drawdown	102.41 (10.19%) Relative drawdown	10.19% (102.41)
Total trades	175 Short positions (won %)	81 (55.56%) Long positions (won %)	94 (55.32%)
	Profit trades (% of total)	97 (55.43%) Loss trades (% of total)	78 (44.57%)
	Largest profit trade	34.72 loss trade	-6.58
	Average profit trade	3.30 loss trade	-2.20
	Maximum consecutive wins (profit in money)	6 (11.08) consecutive losses (loss in money)	3 (-17.65)
	Maximal consecutive profit (count of wins)	38.43 (3) consecutive loss (count of losses)	-17.65 (3)
	Average consecutive wins	2 consecutive losses	1



Symbol	EURUSD (Euro vs US Dollar)		
Period	1 Hour (H1) 2014.11.24 00:00 - 2014.12.30 23:00 (2014.11.24 - 2014.12.31)		
Model	Every tick (the most precise method based on all available least timeframes)		
Parameters	TradeSetting="-----"; Lots=0.01; LotExpo=2; TP=200; PipStep=180; TP_MartingelPercent=30; MA_Setting="-----"; MA_Period=21; EnterPips=180;		
Bars in test	1612 Ticks modelled	1482530 Modelling quality	90.00%
Mismatched charts errors	0		
Initial deposit	1000.00	Spread	Current (17)
Total net profit	935.48 Gross profit	1324.89 Gross loss	-389.41
Profit factor	3.40 Expected payoff	3.67	
Absolute drawdown	615.22 Maximal drawdown	733.46 (65.59%) Relative drawdown	65.59% (733.46)
Total trades	255 Short positions (won %)	128 (58.59%) Long positions (won %)	127 (51.18%)
	Profit trades (% of total)	140 (54.90%) Loss trades (% of total)	115 (45.10%)
	Largest profit trade	486.40 loss trade	-28.61
	Average profit trade	9.46 loss trade	-3.39
	Maximum consecutive wins (profit in money)	7 (111.76) consecutive losses (loss in money)	5 (-102.09)
	Maximal consecutive profit (count of wins)	605.80 (3) consecutive loss (count of losses)	-102.09 (5)
	Average consecutive wins	2 consecutive losses	2



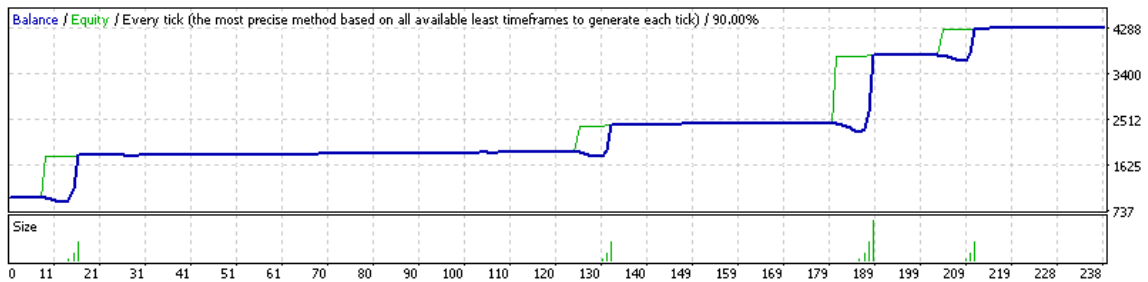
ปี 2015

ล้างพอร์ต ครั้งที่ 1 ในวันที่ 3 Feb

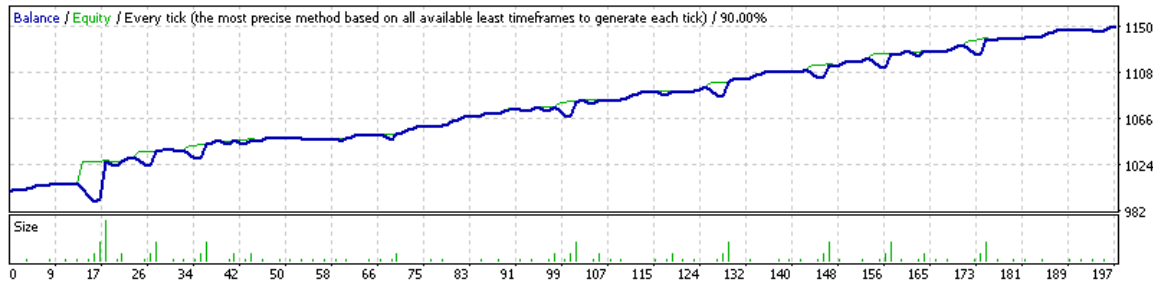
ล้างพอร์ตครั้งที่ 2 ในวันที่ 8-9 Jun กราฟวิ่งขึ้นไม่พักตัวเลย 2200 จุด

กำไรรวมไม่หักที่ล้างพอร์ต 8,559 s

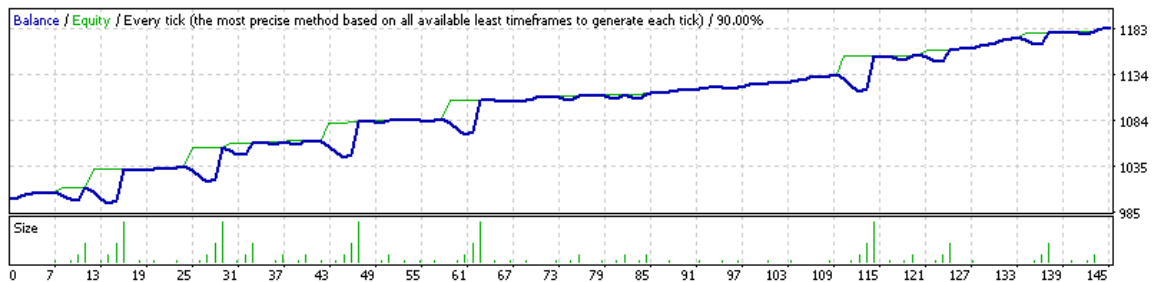
Symbol	EURUSD (Euro vs US Dollar)		
Period	1 Hour (H1) 2015.01.02 09:00 - 2015.01.20 23:00 (2015.01.01 - 2015.01.21)		
Model	Every tick (the most precise method based on all available least timeframes)		
Parameters	TradeSetting="-----"; Lots=0.01; LotExpo=2; TP=200; PipStep=180; TP_MartingelPercent=30; MA_Setting="-----"; MA_Period=21; EnterPips=180;		
Bars in test	1305 Ticks modelled	880075 Modelling quality	90.00%
Mismatched charts errors	0		
Initial deposit	1000.00	Spread	Current (17)
Total net profit	3304.55 Gross profit	3903.93 Gross loss	-599.38
Profit factor	6.51 Expected payoff	13.88	
Absolute drawdown	691.30 Maximal drawdown	1998.01 (55.59%) Relative drawdown	69.19% (693.39)
Total trades	238 Short positions (won %)	36 (69.44%) Long positions (won %)	202 (54.46%)
	Profit trades (% of total)	135 (56.72%) Loss trades (% of total)	103 (43.28%)
	Largest profit trade	1111.04 loss trade	-46.24
	Average profit trade	28.92 loss trade	-5.82
	Maximum consecutive wins (profit in money)	7 (16.31) consecutive losses (loss in money)	6 (-171.45)
	Maximal consecutive profit (count of wins)	1482.96 (4) consecutive loss (count of losses)	-171.45 (6)
	Average consecutive wins	2 consecutive losses	2



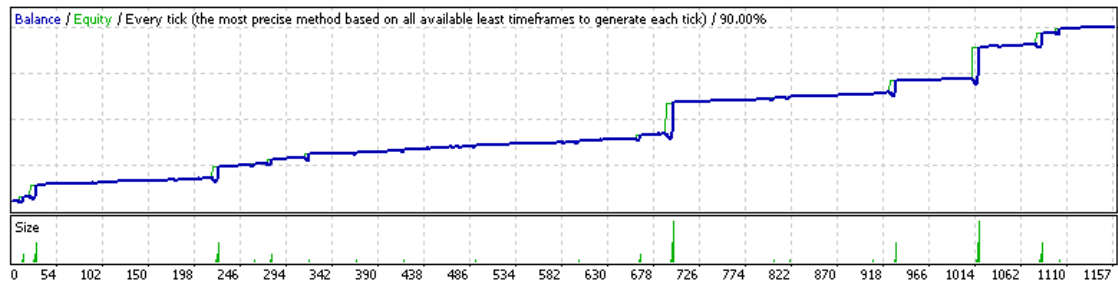
Symbol	EURUSD (Euro vs US Dollar)		
Period	1 Hour (H1) 2015.02.04 00:00 - 2015.02.23 23:00 (2015.02.04 - 2015.02.24)		
Model	Every tick (the most precise method based on all available least timeframes)		
Parameters	TradeSetting="-----"; Lots=0.01; LotExpo=2; TP=200; PipStep=180; TP_MartingelPercent=30; MA_Setting="-----"; MA_Period=21; EnterPips=180;		
Bars in test	1337 Ticks modelled	721861 Modelling quality	90.00%
Mismatched charts errors	0		
Initial deposit	1000.00	Spread	Current (17)
Total net profit	150.95 Gross profit	317.28 Gross loss	-166.34
Profit factor	1.91 Expected payoff	0.77	
Absolute drawdown	57.47 Maximal drawdown	65.93 (6.54%) Relative drawdown	6.54% (65.93)
Total trades	197 Short positions (won %)	85 (56.47%) Long positions (won %)	112 (58.04%)
	Profit trades (% of total)	113 (57.36%) Loss trades (% of total)	84 (42.64%)
	Largest profit trade	34.72 loss trade	-6.52
	Average profit trade	2.81 loss trade	-1.98
	Maximum consecutive wins (profit in money)	6 (11.08) consecutive losses (loss in money)	3 (-17.43)
	Maximal consecutive profit (count of wins)	37.60 (2) consecutive loss (count of losses)	-17.43 (3)
	Average consecutive wins	2 consecutive losses	1



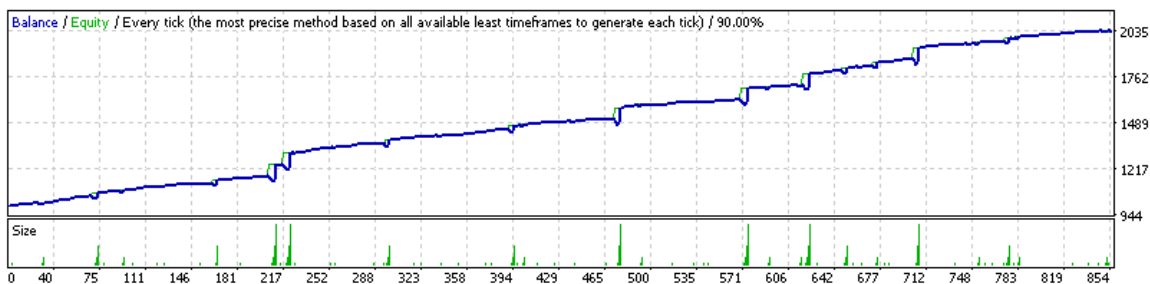
Symbol	EURUSD (Euro vs US Dollar)		
Period	1 Hour (H1) 2015.03.09 00:00 - 2015.03.16 23:00 (2015.03.09 - 2015.03.17)		
Model	Every tick (the most precise method based on all available least timeframes)		
Parameters	TradeSetting="-----"; Lots=0.01; LotExpo=2; TP=200; PipStep=180; TP_MartingelPercent=30; MA_Setting="-----"; MA_Period=21; EnterPips=180;		
Bars in test	1144 Ticks modelled	386419 Modelling quality	90.00%
Mismatched charts errors	0		
Initial deposit	1000.00	Spread	Current (16)
Total net profit	184.40 Gross profit	367.84 Gross loss	-183.43
Profit factor	2.01 Expected payoff	1.27	
Absolute drawdown	49.09 Maximal drawdown	102.47 (9.63%) Relative drawdown	9.63% (102.47)
Total trades	145 Short positions (won %)	48 (60.42%) Long positions (won %)	97 (51.55%)
	Profit trades (% of total)	79 (54.48%) Loss trades (% of total)	66 (45.52%)
	Largest profit trade	34.88 loss trade	-6.56
	Average profit trade	4.66 loss trade	-2.78
	Maximum consecutive wins (profit in money)	7 (13.10) consecutive losses (loss in money)	3 (-17.56)
	Maximal consecutive profit (count of wins)	39.92 (3) consecutive loss (count of losses)	-17.56 (3)
	Average consecutive wins	2 consecutive losses	2



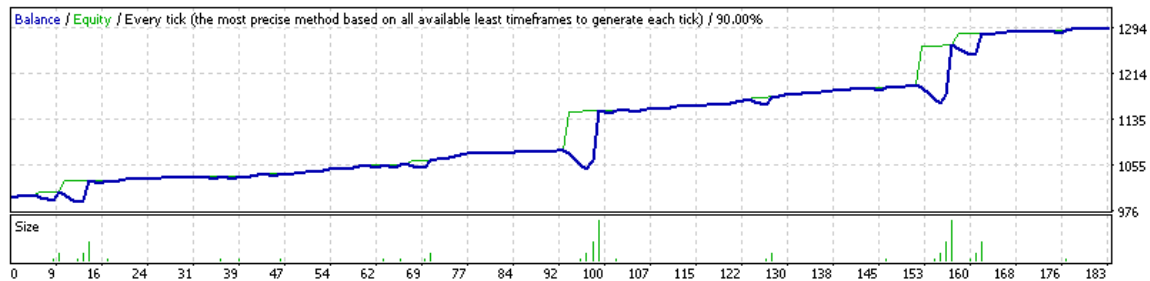
Symbol	EURUSD (Euro vs US Dollar)		
Period	1 Hour (H1) 2015.03.20 00:00 - 2015.05.29 23:00 (2015.03.20 - 2015.06.01)		
Model	Every tick (the most precise method based on all available least timeframes)		
Parameters	TradeSetting="-----"; Lots=0.01; LotExpo=2; TP=200; PipStep=180; TP_MartingelPercent=30; MA_Setting="-----"; MA_Period=21; EnterPips=180;		
Bars in test	2223 Ticks modelled	3346146 Modelling quality	90.00%
Mismatched charts errors	0		
Initial deposit	1000.00	Spread	Current (16)
Total net profit	2914.61 Gross profit	4400.68 Gross loss	-1486.07
Profit factor	2.96 Expected payoff	2.52	
Absolute drawdown	287.74 Maximal drawdown	634.95 (28.89%) Relative drawdown	34.01% (367.12)
Total trades	1156 Short positions (won %)	714 (54.90%) Long positions (won %)	442 (55.43%)
	Profit trades (% of total)	637 (55.10%) Loss trades (% of total)	519 (44.90%)
	Largest profit trade	492.80 loss trade	-27.44
	Average profit trade	6.91 loss trade	-2.86
	Maximum consecutive wins (profit in money)	6 (11.08) consecutive losses (loss in money)	5 (-97.26)
	Maximal consecutive profit (count of wins)	629.12 (3) consecutive loss (count of losses)	-97.26 (5)
	Average consecutive wins	2 consecutive losses	1



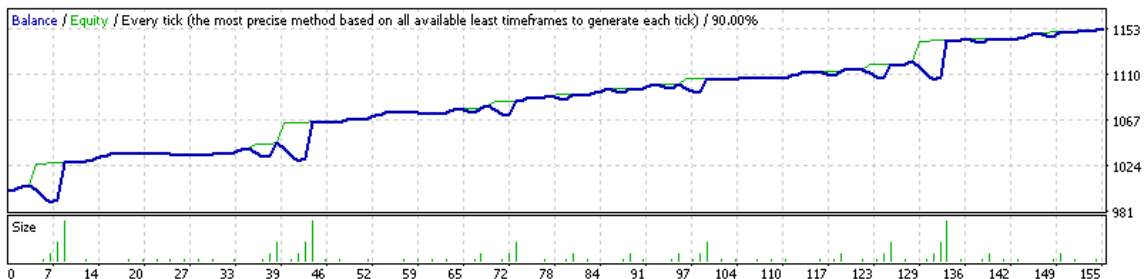
Symbol	EURUSD (Euro vs US Dollar)		
Period	1 Hour (H1) 2015.06.09 00:00 - 2015.08.20 23:00 (2015.06.09 - 2015.08.21)		
Model	Every tick (the most precise method based on all available least timeframes)		
Parameters	TradeSetting="-----"; Lots=0.01; LotExpo=2; TP=200; PipStep=180; TP_MartingelPercent=30; MA_Setting="-----"; MA_Period=21; EnterPips=180;		
Bars in test	2273 Ticks modelled	5798870 Modelling quality	90.00%
Mismatched charts errors	0		
Initial deposit	1000.00	Spread	Current (16)
Total net profit	1031.64 Gross profit	1847.24 Gross loss	-815.59
Profit factor	2.26 Expected payoff	1.21	
Absolute drawdown	19.68 Maximal drawdown	185.76 (14.93%) Relative drawdown	14.93% (185.76)
Total trades	853 Short positions (won %)	438 (58.22%) Long positions (won %)	415 (60.24%)
	Profit trades (% of total)	505 (59.20%) Loss trades (% of total)	348 (40.80%)
	Largest profit trade	87.04 loss trade	-11.01
	Average profit trade	3.66 loss trade	-2.34
	Maximum consecutive wins (profit in money)	11 (21.12) consecutive losses (loss in money)	4 (-34.11)
	Maximal consecutive profit (count of wins)	112.81 (8) consecutive loss (count of losses)	-34.11 (4)
	Average consecutive wins	2 consecutive losses	1



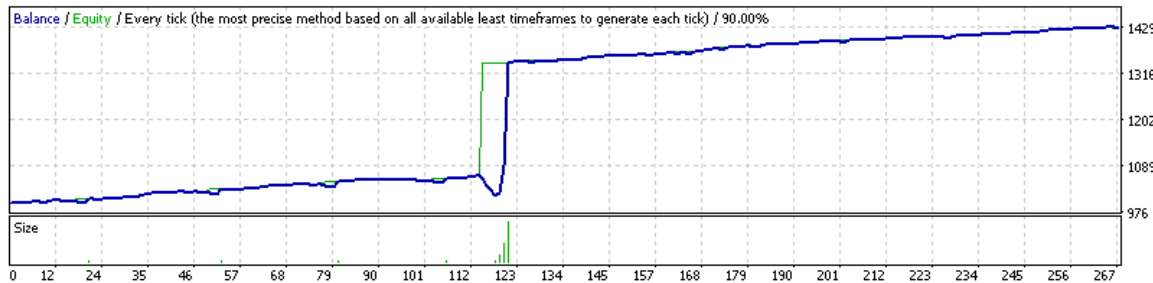
Symbol	EURUSD (Euro vs US Dollar)		
Period	1 Hour (H1) 2015.08.27 00:00 - 2015.09.16 23:00 (2015.08.27 - 2015.09.17)		
Model	Every tick (the most precise method based on all available least timeframes)		
Parameters	TradeSetting="-----"; Lots=0.01; LotExpo=2; TP=200; PipStep=180; TP_MartingelPercent=30; MA_Setting="-----"; MA_Period=21; EnterPips=180;		
Bars in test	1361 Ticks modelled	1693915 Modelling quality	90.00%
Mismatched charts errors	0		
Initial deposit	1000.00	Spread	Current (16)
Total net profit	295.55 Gross profit	501.34 Gross loss	-205.79
Profit factor	2.44 Expected payoff	1.62	
Absolute drawdown	120.25 Maximal drawdown	202.50 (18.71%) Relative drawdown	18.71% (202.50)
Total trades	183 Short positions (won %)	74 (58.11%) Long positions (won %)	109 (59.63%)
	Profit trades (% of total)	108 (59.02%) Loss trades (% of total)	75 (40.98%)
	Largest profit trade	87.04 loss trade	-10.80
	Average profit trade	4.64 loss trade	-2.74
	Maximum consecutive wins (profit in money)	8 (27.04) consecutive losses (loss in money)	4 (-33.28)
	Maximal consecutive profit (count of wins)	101.76 (2) consecutive loss (count of losses)	-33.28 (4)
	Average consecutive wins	2 consecutive losses	2



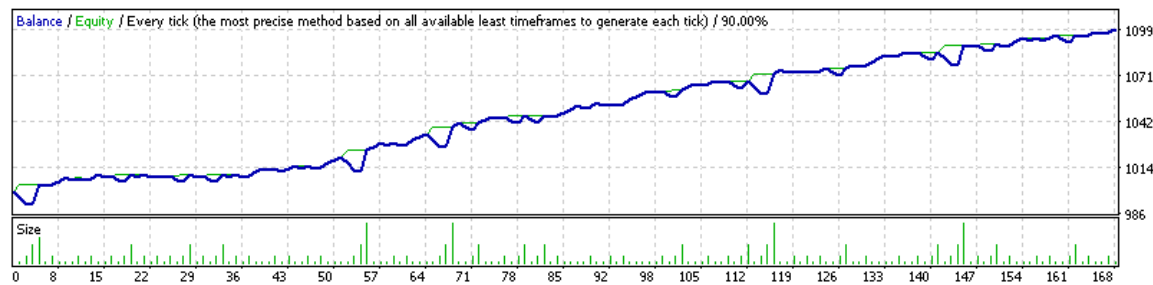
Symbol	EURUSD (Euro vs US Dollar)		
Period	1 Hour (H1) 2015.09.28 00:00 - 2015.10.20 23:00 (2015.09.28 - 2015.10.21)		
Model	Every tick (the most precise method based on all available least timeframes)		
Parameters	TradeSetting="-----"; Lots=0.01; LotExpo=2; TP=200; PipStep=180; TP_MartingelPercent=30; MA_Setting="-----"; MA_Period=21; EnterPips=180;		
Bars in test	1409 Ticks modelled	1777828 Modelling quality	90.00%
Mismatched charts errors	0		
Initial deposit	1000.00	Spread	Current (18)
Total net profit	154.16 Gross profit	308.12 Gross loss	-153.96
Profit factor	2.00 Expected payoff	0.99	
Absolute drawdown	73.58 Maximal drawdown	90.25 (8.62%) Relative drawdown	8.62% (90.25)
Total trades	155 Short positions (won %)	100 (55.00%) Long positions (won %)	55 (60.00%)
	Profit trades (% of total)	88 (56.77%) Loss trades (% of total)	67 (43.23%)
	Largest profit trade	34.72 loss trade	-6.50
	Average profit trade	3.50 loss trade	-2.30
	Maximum consecutive wins (profit in money)	5 (9.09) consecutive losses (loss in money)	3 (-17.32)
	Maximal consecutive profit (count of wins)	39.68 (3) consecutive loss (count of losses)	-17.32 (3)
	Average consecutive wins	2 consecutive losses	1



Symbol	EURUSD (Euro vs US Dollar)			
Period	1 Hour (H1) 2015.10.23 00:00 - 2015.12.01 23:00 (2015.10.23 - 2015.12.02)			
Model	Every tick (the most precise method based on all available least timeframes)			
Parameters	TradeSetting="-----"; Lots=0.01; LotExpo=2; TP=200; PipStep=180; TP_MartingelPercent=30; MA_Setting="-----"; MA_Period=21; EnterPips=180;			
Bars in test	1672 Ticks modelled	2954996	Modelling quality	90.00%
Mismatched charts errors	0			
Initial deposit	1000.00	Spread	Current (17)	
Total net profit	428.17	Gross profit	663.28	Gross loss -235.11
Profit factor	2.82	Expected payoff	1.60	
Absolute drawdown	368.61	Maximal drawdown	553.72 (46.72%)	Relative drawdown 46.72% (553.72)
Total trades	267	Short positions (won %)	98 (63.27%)	Long positions (won %) 169 (54.44%)
		Profit trades (% of total)	154 (57.68%)	Loss trades (% of total) 113 (42.32%)
		Largest profit trade	252.67	loss trade -15.10
		Average profit trade	4.31	loss trade -2.08
		Maximum consecutive wins (profit in money)	6 (11.09)	consecutive losses (loss in money) 4 (-50.08)
		Maximal consecutive profit (count of wins)	328.00 (4)	consecutive loss (count of losses) -50.08 (4)
		Average consecutive wins	2	consecutive losses 1



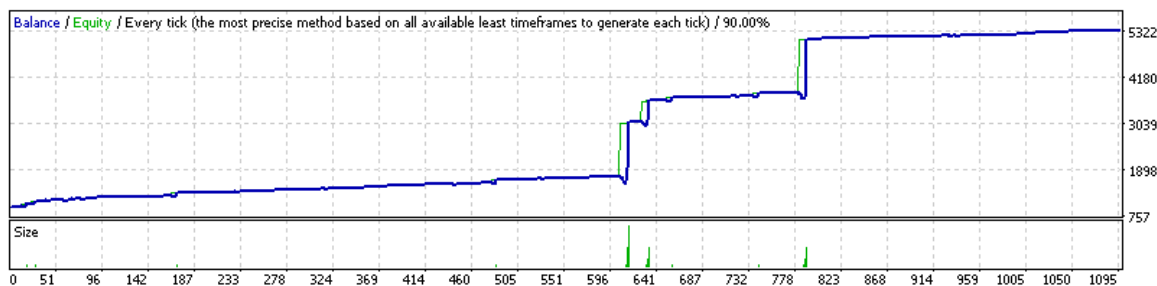
Symbol	EURUSD (Euro vs US Dollar)			
Period	1 Hour (H1) 2015.12.07 00:00 - 2015.12.30 23:00 (2015.12.07 - 2015.12.31)			
Model	Every tick (the most precise method based on all available least timeframes)			
Parameters	TradeSetting="-----"; Lots=0.01; LotExpo=2; TP=200; PipStep=180; TP_MartingelPercent=30; MA_Setting="-----"; MA_Period=21; EnterPips=180;			
Bars in test	1404 Ticks modelled	1742649	Modelling quality	90.00%
Mismatched charts errors	0			
Initial deposit	1000.00	Spread	Current (17)	
Total net profit	99.50	Gross profit	235.51	Gross loss -136.01
Profit factor	1.73	Expected payoff	0.59	
Absolute drawdown	22.80	Maximal drawdown	46.10 (4.24%)	Relative drawdown 4.24% (46.10)
Total trades	168	Short positions (won %)	84 (55.95%)	Long positions (won %) 84 (54.76%)
		Profit trades (% of total)	93 (55.36%)	Loss trades (% of total) 75 (44.64%)
		Largest profit trade	12.96	loss trade -3.98
		Average profit trade	2.53	loss trade -1.81
		Maximum consecutive wins (profit in money)	5 (9.08)	consecutive losses (loss in money) 3 (-8.53)
		Maximal consecutive profit (count of wins)	16.96 (3)	consecutive loss (count of losses) -8.53 (3)
		Average consecutive wins	2	consecutive losses 1



ปี 2016

กำไรรวม 5,915 \$

Symbol	EURUSD (Euro vs US Dollar)		
Period	1 Hour (H1) 2016.01.04 00:00 - 2016.06.01 23:00 (2016.01.01 - 2016.06.02)		
Model	Every tick (the most precise method based on all available least timeframes)		
Parameters	TradeSetting="-----"; Lots=0.01; LotExpo=2; TP=200; PipStep=180; TP_MartingelPercent=30; MA_Setting="-----"; MA_Period=21; EnterPips=180;		
Bars in test	3589 Ticks modelled	12266238 Modelling quality	90.00%
Mismatched charts errors	0		
Initial deposit	1000.00	Spread	Current (17)
Total net profit	4346.72 Gross profit	5825.73 Gross loss	-1479.01
Profit factor	3.94 Expected payoff	3.97	
Absolute drawdown	510.72 Maximal drawdown	1489.88 (75.28%) Relative drawdown	75.28% (1489.88)
Total trades	1094 Short positions (won %)	607 (55.19%) Long positions (won %)	487 (57.91%)
	Profit trades (% of total)	617 (56.40%) Loss trades (% of total)	477 (43.60%)
	Largest profit trade	1121.28 loss trade	-46.08
	Average profit trade	9.44 loss trade	-3.10
	Maximum consecutive wins (profit in money)	7 (13.03) consecutive losses (loss in money)	6 (-170.08)
	Maximal consecutive profit (count of wins)	1506.80 (6) consecutive loss (count of losses)	-170.08 (6)
	Average consecutive wins	2 consecutive losses	1



Symbol	EURUSD (Euro vs US Dollar)		
Period	1 Hour (H1) 2016.06.06 00:00 - 2016.08.30 23:00 (2016.06.06 - 2016.08.31)		
Model	Every tick (the most precise method based on all available least timeframes)		
Parameters	TradeSetting="-----"; Lots=0.01; LotExpo=2; TP=200; PipStep=180; TP_MartingelPercent=30; MA_Setting="-----"; MA_Period=21; EnterPips=180;		
Bars in test	2489	Ticks modelled	5496774 Modelling quality 90.00%
Mismatched charts errors	0		
Initial deposit	1000.00	Spread	Current (17)
Total net profit	1569.13	Gross profit 2420.98	Gross loss -851.85
Profit factor	2.84	Expected payoff	2.14
Absolute drawdown	192.67	Maximal drawdown 536.70 (26.55%)	Relative drawdown 26.55% (536.70)
Total trades	733	Short positions (won %) 254 (58.27%)	Long positions (won %) 479 (55.53%)
		Profit trades (% of total) 414 (56.48%)	Loss trades (% of total) 319 (43.52%)
		Largest profit trade 485.12	loss trade -27.44
		Average profit trade 5.85	loss trade -2.67
		Maximum consecutive wins (profit in money) 7 (13.08)	consecutive losses (loss in money) 5 (-97.07)
		Maximal consecutive profit (count of wins) 620.56 (4)	consecutive loss (count of losses) -97.07 (5)
		Average consecutive wins 2	consecutive losses 1

